




PHENOM[®] 300
BY EMBRAER



← INNOVATION

The Phenom 300 redefines the light jet segment. With the Prodigy® Flight Deck 300, our engineers have created the most highly intuitive and professional cockpit available among light jets. This jet really is a single pilot's dream.

← COMFORT

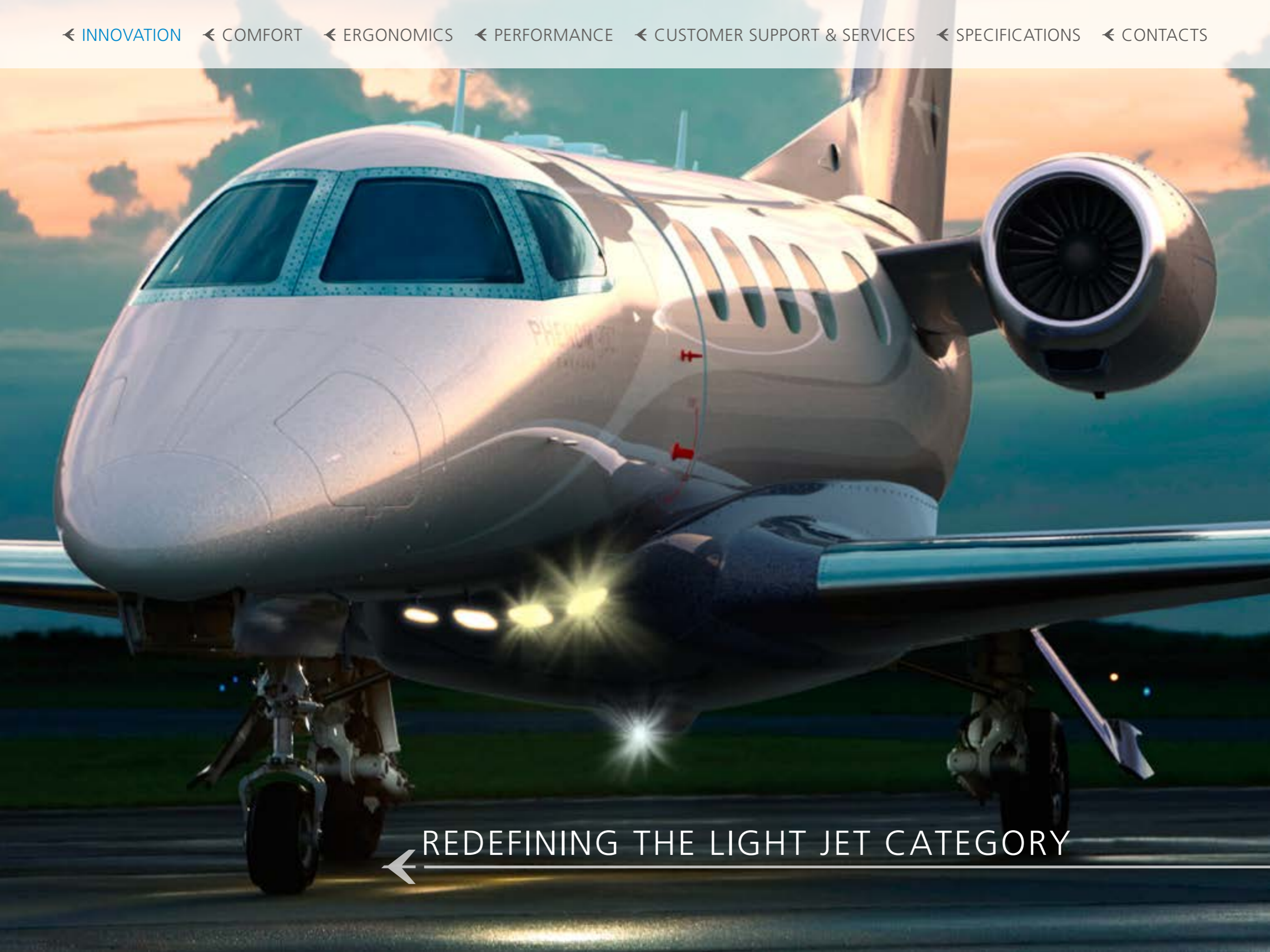
Every inch of the Phenom 300 has been intelligently designed, and it's not just the cabin that offers unprecedented space. The cockpit has been designed with a human factors philosophy and this jet has the largest galley, baggage and windows in its class.

← ERGONOMICS

Compromise was never an option when we designed the Phenom 300. From the movement capability of the seats to extensive in-flight entertainment and connectivity within easy reach, this jet is as close to perfection as possible.

← PERFORMANCE

With best-in-class performance, the Phenom 300 can take-off from challenging airports at high elevations and hot temperatures. With excellent fuel consumption, low operating costs and a redefined aerodynamic design, this jet won't let you down.



← REDEFINING THE LIGHT JET CATEGORY



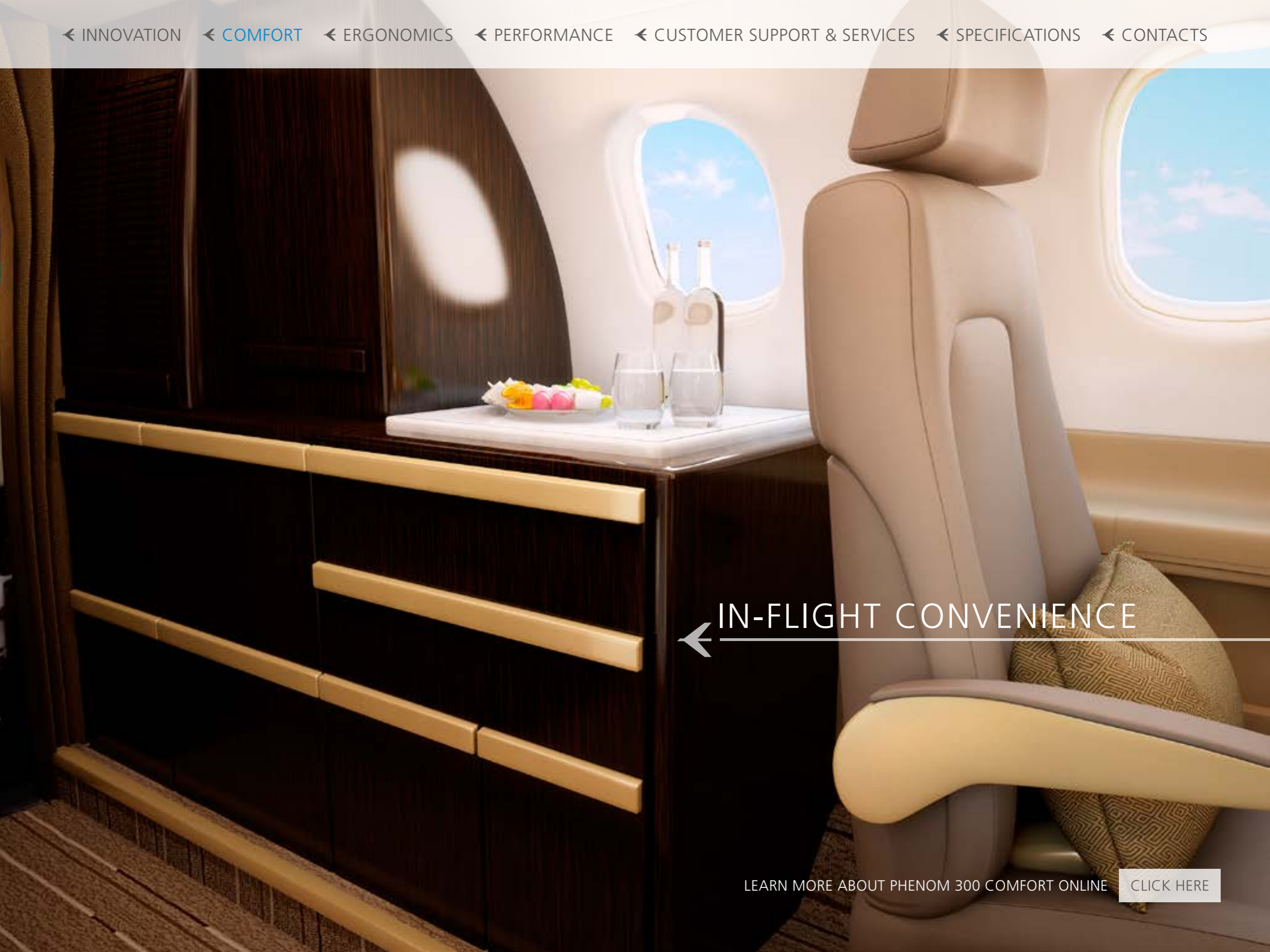
◀ INTUITIVE DESIGN

LEARN MORE ABOUT PHENOM 300
TECHNOLOGY ONLINE

[CLICK HERE](#)

← COMFORT THAT BREAKS WITH CONVENTION





← IN-FLIGHT CONVENIENCE

LEARN MORE ABOUT PHENOM 300 COMFORT ONLINE [CLICK HERE](#)



← ATTENTION TO DETAIL

[← A FRESH APPROACH](#)



LEARN MORE ABOUT PHENOM 300 ERGONOMICS ONLINE

[CLICK HERE](#)



← CLASS LEADING PERFORMANCE



← PERFORMANCE TECHNOLOGY

LEARN MORE ABOUT PHENOM 300 PERFORMANCE ONLINE [CLICK HERE](#)



← AT YOUR SERVICE



Global distribution of Embraer Executive Jets owned and authorized service centers

← EMBRAER EXECUTIVE JETS OWNED SERVICE CENTER ● AUTHORIZED SERVICE CENTER ★ PARTS DISTRIBUTION CENTER

[VIEW EMBRAER EXECUTIVE JETS SERVICE CENTER NETWORK ONLINE](#)

[CLICK HERE](#)

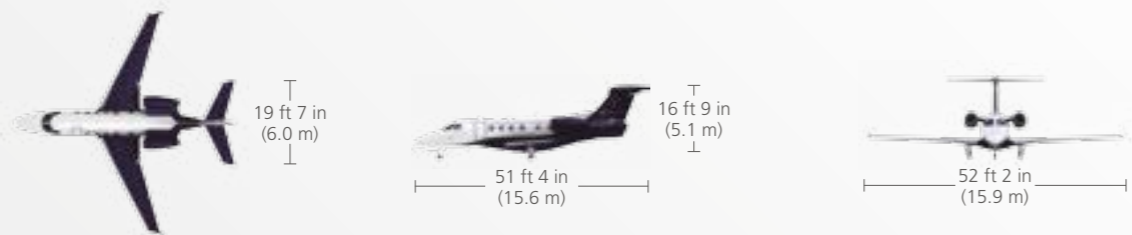
PHENOM[®] 300

BY EMBRAER

With its clean-sheet design, best-in-class performance, exceptional comfort and excellent utility, the Phenom 300 defines the light jet category.

PERFORMANCE DATA

Range @ 6 Occupants (LRC, NBAA IFR res)	1,971 nm / 3,650 km
High Speed Cruise	453 kt / 839 km/h
Maximum Operating Speed	M 0.78
Take-off Distance (MTOW, SL, ISA)	3,138 ft / 956 m
Landing Distance (MLW, SL, ISA)	2,621 ft / 799 m
Maximum Payload	2,416 lb / 1,096 kg
Maximum Operating Altitude	45,000 ft / 13,716 m
Propulsion	Pratt & Whitney PW535-E
Engine Thrust / Flat Rating	3,360 lbf / ISA + 15°C
Avionics	Prodigy [®] Flight Deck 300
Main Baggage Compartment	66 cu.ft / 1.87 cu.m
Seating Capacity (crew / max occupants)	1 / 10



AVIONICS – PRODIGY[®] TOUCH 300

Exclusively developed for the Phenom 300, Prodigy[®] Touch 300 takes advantage of Embraer’s extensive experience developing cockpits for commercial and defense aircraft.

- Single-pilot operation flight management system
- Reduced pilot checklists thanks to smart system’s automation
- Soft keys on displays minimize navigation time on menus
- Available Prodigy[®] Touch Integrated Avionics Suite
- Three 12.4” interchangeable displays
- Flight Management System (FMS) with graphical flight planning capability – unique in its class
- Integrated Electronic Standby Instrument (IESI)
- Engine Indication and Crew Alerting System (EICAS)
- Electronic checklist and system synoptics
- Charts and Maps (SIDs, STARs)
- Synthetic Vision System (SVS) – unique in its class
- Weather radar with vertical scan capability
- Coupled VNAV and RNP 1
- WAAS / LPV
- Datalink via SATCOM – unique in its class
- Central Maintenance Computer (CMC): quick fault location and isolation

Some features are optional.

LARGEST WINDOWS IN ITS CLASS

LARGEST GALLEY IN ITS CLASS

- Ice drawer, provisions for hot jug
- Space for miniature bottles, wine bottles
- Trash compartment

IN-FLIGHT ENTERTAINMENT (IFE)

- CD / DVD, XM radio receiver (for US operators), Auxiliary inputs
- 10.4" LCD ceiling-mount monitor
- 7" LCD individual arm monitors
- VIP seat cabin management system control
- Moving map

Some items are optional

SEATS

- Retractable arm rests
- Full recline capability
- Full movement capability for all seats

LAVATORY

- A fully enclosed, externally serviced, chemical lavatory
- Rigid lavatory door as standard
- Optional belted toilet certified for take-off and landing
- Optional lavatory sink

VOICE AND CONNECTIVITY

- AirCell high speed in-flight Internet access
- Satellite base in-flight phone system

THE MOST COMFORTABLE CABIN

- Exclusive Oval Lite[®] cabin for more head and leg room
- Largest cabin in its class with two distinct cabin temperature zones
- Best pressurization in class (6,600 ft max)
- Optional 2-place divan (replaces galley), 7th seat (replaces galley), refreshment center (replaces wardrobe)
- Mix and match multiple finishes to tailor to your taste: wood veneer, laminates, leather, carpets, fabric



PRATT & WHITNEY ENGINES PW535-E

- High fuel efficiency with low carbon emissions
- Reliability
- 5,000 hours time between overhauls (TBO)
- FADEC – intelligent health monitoring and diagnostics
- 3,360 lbf of maximum thrust per engine
- ISA + 15°C Flat Rating

EXTERNALLY SERVICED LAVATORY
UNIQUE IN ITS CLASS

- Faster turnaround times
- Avoids waste removal through the cabin

SMARTPROBE™

- Two Smartprobes electronically interfaced together
- Combines multi-function probe and air data computer, calculations done at the probe
- Eliminates pneumatic tubing, pressure lag, pressure checks on flight line and angle of attack sensor
- Easier maintenance and replacement, reduced size and power

HOT AIR ANTI-ICE UNIQUE IN ITS CLASS

- Only light jet that uses hot air anti-ice for the wings and horizontal stabilizer
- No use of boots

LARGEST BAGGAGE COMPARTMENT IN ITS CLASS

UNIQUE AIRSTAIR WITH HANDRAIL

LARGEST CABIN DOOR

BRAKE-BY-WIRE WITH CARBON BRAKES

- Controllability does not vary with temperature
- Fewer maintenance tasks: better economics
- Improved safety
- Anti-skid protection
- Carbon brakes weigh less and have a longer life

SINGLE POINT REFUELING

- Maximum refueling time from empty to full is less than 12 minutes
- The external control panel allows refueling of the aircraft with no need to have someone inside the cockpit

THE BEST IN CLASS

- Most Delivered Business Jet of 2013
- Best in class climb rate
- Best in class speed
- Best in class performance
- Award-winning aircraft
 - EDITOR'S CHOICE 2010 award by Flying Magazine
 - "Best of the Best Business Jet" awards by Robb Report Magazine





LOS ANGELES



ASPEN



NEW YORK



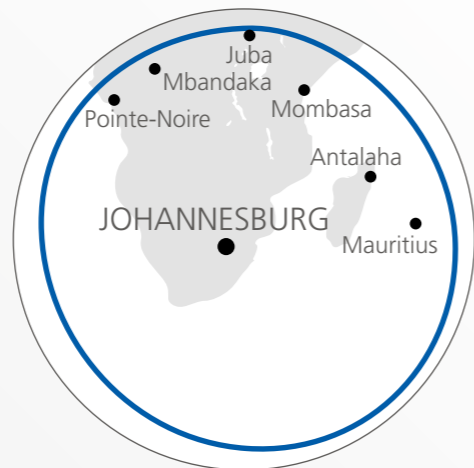
LONDON



MOSCOW



SÃO PAULO



JOHANNESBURG



DUBAI



MUMBAI



BEIJING

← RANGE

CROSS SECTION

Compare a competitor's standard circular cross section to our Oval Lite® design. You'll see passengers enjoy more head and leg room in the Phenom 300.



CJ4 cross section used as reference.

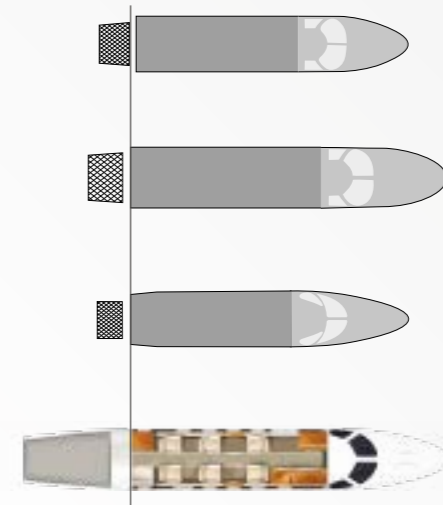
CABIN LENGTH

CJ3
15.7 ft (4.79 m)

CJ4
17.3 ft (5.27 m)

HAWKER 400XP
15.5 ft (4.72 m)

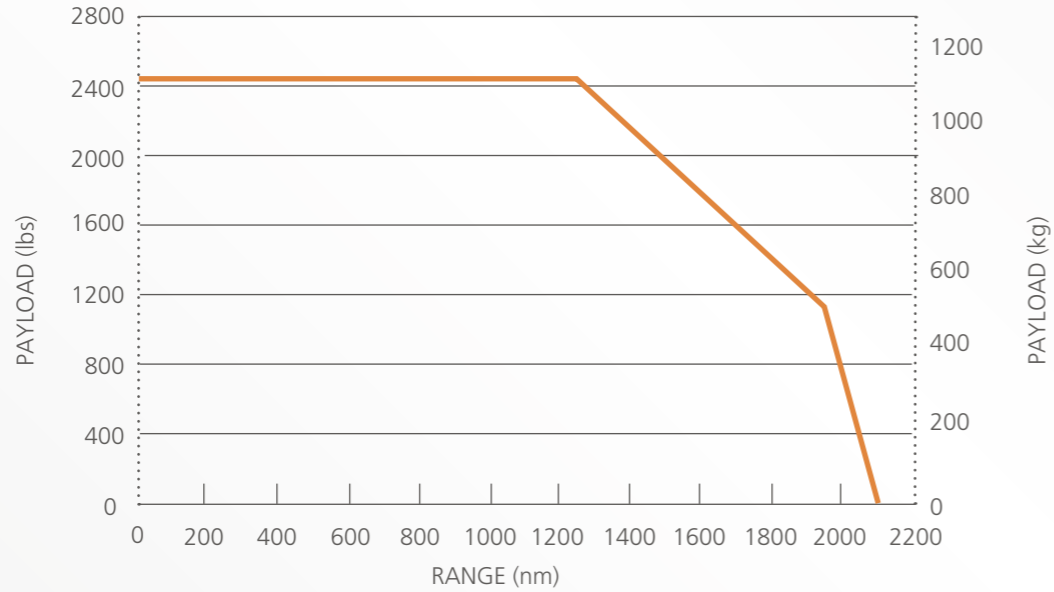
PHENOM 300
17.2 ft (5.24 m)



Argus CompAir 2013

← SEE THE DIFFERENCE

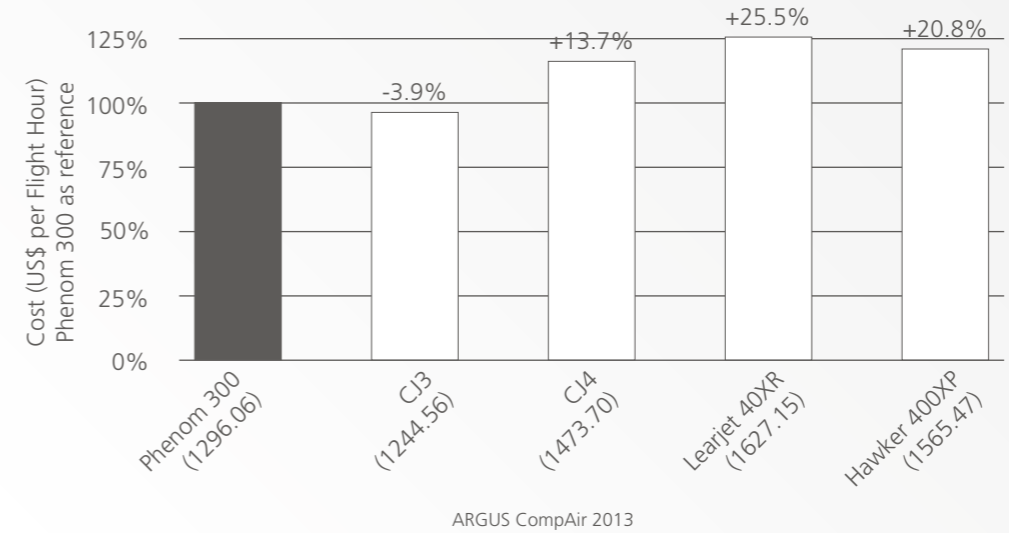
PAYLOAD VS RANGE



LRC, ISA, Sea Level, NBAA IFR reserves, 1 pilot @ 200 lb, FAA baseline

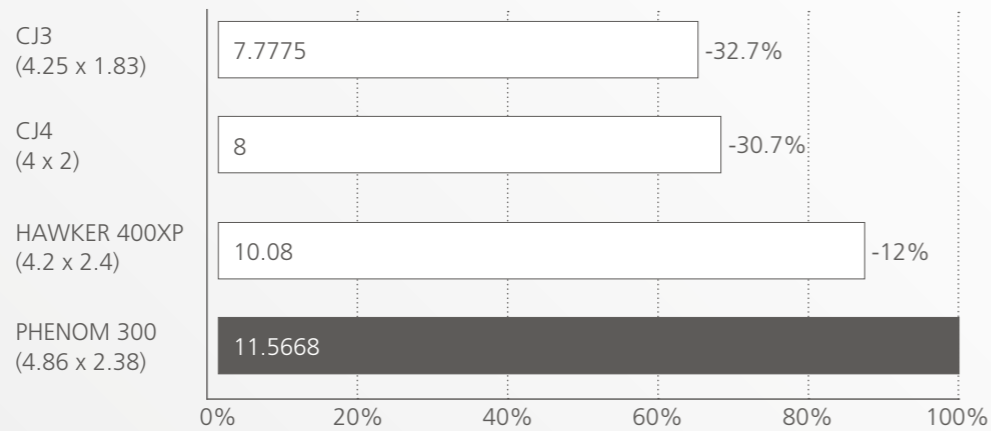
DIRECT OPERATING COST

The Phenom 300 burns up to 14% less fuel and carbon emissions per typical flight than its closest competitor, making it the greenest aircraft in the category, it's also the least expensive to operate with a total DOC advantage of 18%.



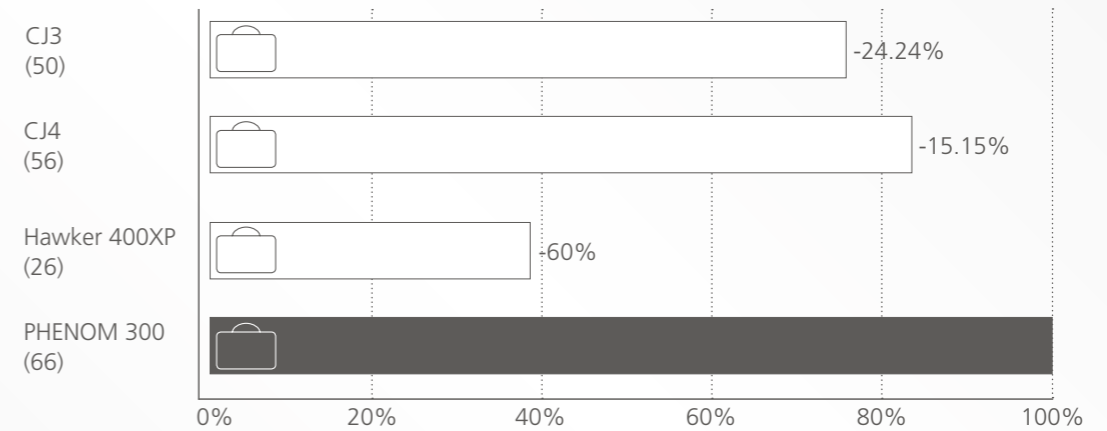
ENTRY DOOR AREA

The only jet in its class with an airstair door.



Embraer's estimate based on source Conklin & de Decker – Aircraft Performance Comparator 2011/2012

MAIN BAGGAGE VOLUME



B&CA Purchase Planning Handbook 2010 & Cessna's Materials

LATIN AMERICA

Tel.: +55 11 3469 4121

Fax: +55 12 3927 8468

U.S., CANADA & CARIBBEAN

Tel.: +1 954 359 5387

Fax: +1 954 359 4724

EUROPE, CIS & AFRICA

Tel.: +44 1252 379 270

Fax: +44 1252 379 271

MIDDLE EAST

Tel.: +9714 428 0682

Fax: +9714 428 0681

ASIA PACIFIC

Tel.: +65 6734 4321

Fax: +65 6734 8255

CHINA

Tel.: +86 10 6598 9988

Fax: +86 10 6598 9986

EmbraerExecutiveJets.com